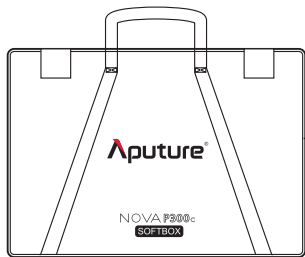


Aputure Softbox User Manual


Thank you for purchasing the Nova P300c Softbox.

This is a rectangular softbox specifically designed to function seamlessly with the Nova P300c RGBWW LED Panel. It will increase the size and softness of your light, while also allowing you to control its beam angle with the included fabric light control grid.

Included Components




Carrying Bag (1 pc)



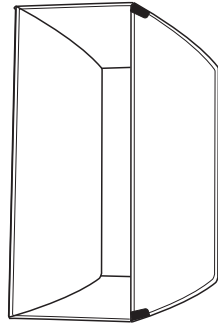
Mounting Frame (1 pc)



Diffusion Sheet (1/4 Stop) (1 pc)



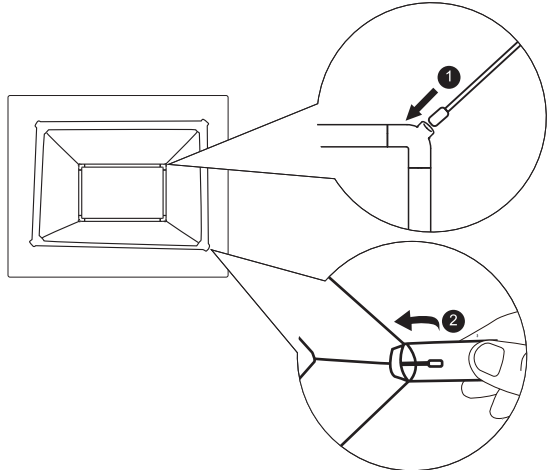
40° Fabric Light Control Grid (1 pc)



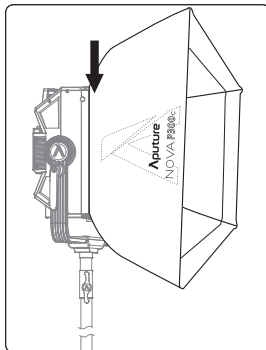
Softbox (1 pc)

Assembly and Disassemble

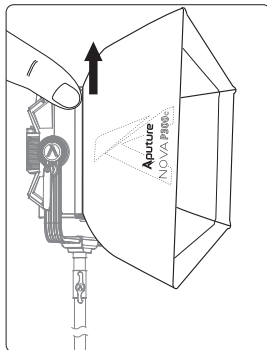
1. Assemble the unit by inserting the four rods of the Softbox into the corresponding holes in the Mounting Frame. The rods will flex and apply tension to give the Softbox rigidity.



2. Attach the Softbox onto the fixture, by sliding the Mounting Frame into the Nova P300c's accessory slot.

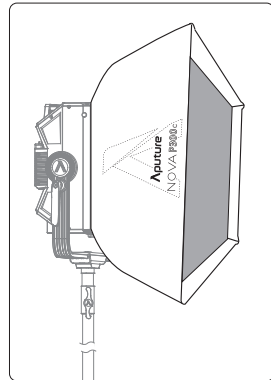


3. To remove the Softbox, push the release pin on the Nova P300c, and slide the Mounting Frame out.

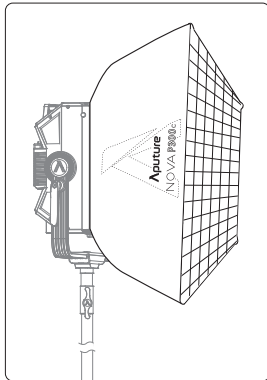


Attachments

1. Attach the diffuser to soften the light output.



2. Attach the Light Control Grid to decrease the fixture's beam angle.



Specifications

Material	Dimensions	Total Weight
Softbox	700x500x280mm / 27.5x19.7x11 in	0.93kg / 2.05lbs
Diffusion Sheet	700x500x2.0mm / 27.5x19.7x0.08 in	
Light Control Grid	700x500x40mm / 27.5x19.7x1.6 in	0.5kg/1.1023lbs
Mounting Frame	442x292x26mm/17.4x11.5x1 in	
Carrying Bag	500*345*60mm / 19.7x13.6x2.4 in	0.73kg / 1.61lbs

Detailed product manual for Lantern can be found on www.aputure.com

Aputure® GUARANTEE CARD

Service Warranty (EN)

Aputure Imaging Industries Co., Ltd. warrants the original consumer purchaser from defects in material and workmanship for a period of one (1) year after the date of purchase. For more details of warranty visit www.aputure.com

Important: Keep your original sales receipt. Be sure the dealer has written on it the date, serial No. of the product. This information is required for warranty service.

This warranty does not cover:

- Damage that is the result of misuse, abuse, accident (including but not limited to damage by water), faulty connection, defective or maladjusted associated equipment, or the use of the product with equipment for which it was not intended.
- Cosmetic defects that appear more than thirty (30) days after the date of purchase. Cosmetic damage caused by improper handling is also excluded.
- Damage that occurs while the product is being shipped to whoever will service it.

This warranty is void if:

- The product identification or serial No. label is removed or defaced in any way.
- The product is serviced or repaired by any one other than Aputure or an authorized Aputure dealer or service agency.

Aputure®
Aputure Imaging Industries Co., Ltd.
Inspection: Qualified

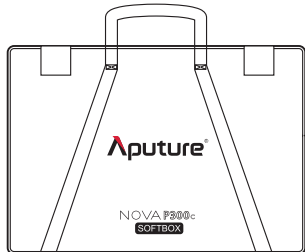
Addr: F/3, Building 21, Longjun Industrial Estate, Heping West Road, Shenzhen, Guangdong

Aputure Imaging Industries Co., Ltd.
Addr: F/3, Building 21, Longjun Industrial Estate,
Heping West Road, Shenzhen, Guangdong
E-MAIL: cs@aputure.com
Sales Contact: (86)0755-8328569-613


感谢您购买爱图仕NOVA P300c 柔光箱。

本产品是专为爱图仕Nova P300c设计的一款柔光箱, 它可以增加在拍摄过程中光束的大小及柔和度。同时也可以更换使用柔光布和格栅来改变光束角度, 根据不同控光需求进行便捷拆装和更换。

物品清单




手提包 (1 pc)



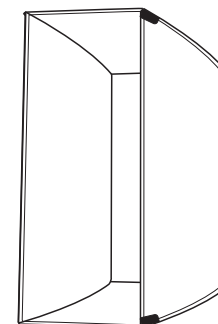
安装支架 (1 pc)



柔光布 (1 pc)



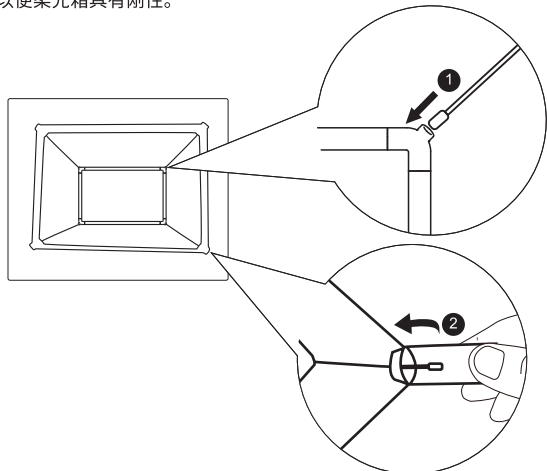
格栅 (1 pc)



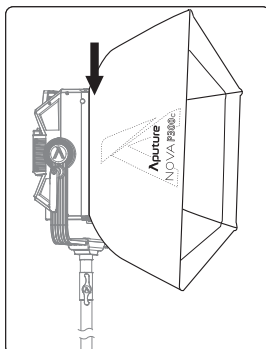
反光布 (1 pc)

组装柔光箱

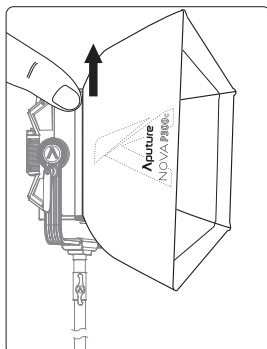
1、通过将反光布中的四根杆插入安装框架中相应的孔中来组装单元。杆将弯曲并施加张力, 以便柔光箱具有刚性。



2、通过Nova P300c灯体上的附件插槽将柔光箱安装在灯体上。

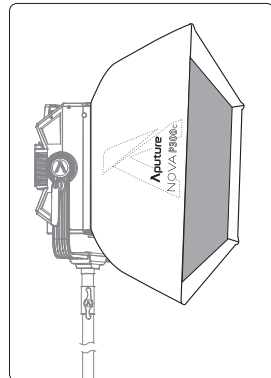


3、拆卸柔光箱时, 请推下Nova P300c上的释放销, 然后滑出安装架。

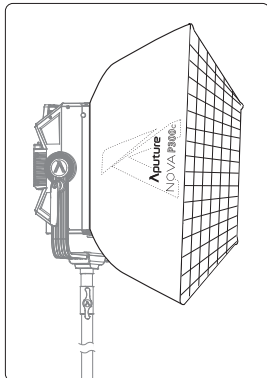


附件

1、使用柔光布以柔化光输出



2、使用格栅以减少设备的光束角度



产品规格

物料	尺寸	重量
柔光箱反光布	700x500x280mm / 27.5x19.7x11 in	0.93kg / 2.05lbs
柔光布	700x500x2.0mm / 27.5x19.7x0.08 in	
格栅	700x500x40mm / 27.5x19.7x1.6 in	0.5kg/1.1023lbs
安装支架	442x292x26mm/17.4x11.5x1 in	
手提包	500*345*60mm / 19.7x13.6x2.4 in	0.73kg / 1.61lbs

您可以在本公司网站 <http://www.aputure.com/cn> 下载本产品的详细使用者指南。

Aputure® 保修卡

保修条款(中文)

本公司对产品第一买主客户提供为期一年的质量保质期。质保内容请见下文, 请登陆我们的网站www.aputure.com。

重要说明: 请保留您原始购买单据及保修卡, 确定您购买的供应商资料都在此单据, 同时包括您的购买日期, 产品序列号等, 这些资料质保服务时都会需要提供。

质保范围不包括:

- 产品不当使用, 破坏, 意外, 错误接线, 不良或失调的外接装置, 不适合的外接装置所造成的损坏 (包括暴露于雨水等损坏), 不在质保范围。
- 自购买日30天后产品外观的损坏, 或是不当的表面处理接触造成的外观损伤, 不在质保范围。
- 经销商运输所造成的损坏, 不在质保范围。

质保无效说明:

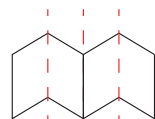
- 产品序列号标识已经模糊或无法辨识, 本质质保无效。
- 产品未经本公司或者指定授权维修公司的检修及改造, 本质质保无效。

Aputure®
爱图仕
深圳市爱图仕影像器材有限公司
检验: 合格

地址: 深圳市龙华新区和平西路部九旁龙军工业区

深圳市爱图仕影像器材有限公司
地址: 广东深圳龙华和平西路部九旁龙军工业区21栋3楼
总销售: cs@aputure.com
销售热线: 0755-8328569-613
服务热线: 400-0999-428

折页方式:



为折线(不印刷)

折页成型 (英文在正面):



Aputure® 深圳市爱图仕影像器材有限公司			
设计项目	157说明书	图号	AP-157-PR-01
尺寸 (mm)	420*140mm 折后尺寸: 105*140mm	版本	V1.0
材质工艺	70g 书纸, 正反两面印刷	设计师	Ingrid
备注	料号: 515700050001	日期	20200519